


acrostichal bristles


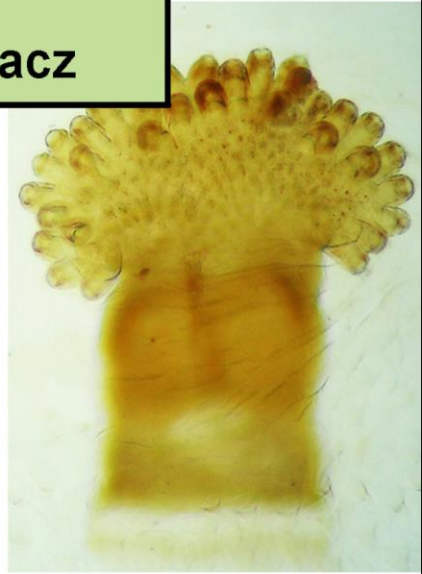
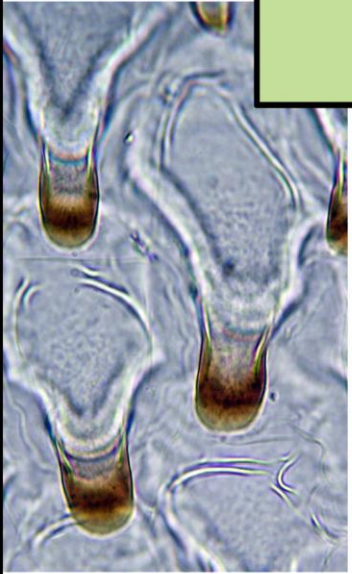
presutural area

postsutural area




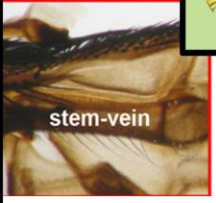


# Forensically important Diptera Identification workshop

Krzysztof Szpila, Andrzej Grzywacz



Nicolaus Copernicus University  
European Association for Forensic Entomology

# PROGRAMME

## 22 September (Monday). Adults of Calliphoridae.

*Lecture.* Diagnostic morphological characters in identification of Calliphoridae of forensic importance – adult flies.

*Laboratory.* Practical identification of European and Mediterranean Calliphoridae of forensic importance – adult flies.

*Material.* Holarctic Calliphoridae of forensic importance pinned and preserved in EtOH, original pictorial key for identification of European and Mediterranean species of medical and veterinary importance (included species: *Calliphora loewi*, *C. subalpina*, *C. vicina*, *C. vomitoria*, *Cynomya mortuorum*, *Chrysomya albiceps*, *Ch. bezziana*, *Ch. marginalis*, *Ch. megacephala*, *Ch. putoria*, *Cochliomyia hominivorax*, *Phormia regina*, *Protophormia terraenovae*, *Lucilia ampullacea*, *L. caesar*, *L. cuprina*, *L. illustris*, *L. sericata*, *L. silvarum*).



## 23 September (Tuesday). Larvae of Calliphoridae.

*Lecture.* Diagnostic morphological characters in identification of Calliphoridae of forensic importance – third instar larvae.

*Laboratory.* Practical identification of European and Mediterranean Calliphoridae of forensic importance – third instar larvae. Methods of preservation and preparation of larval material.

*Material.* Intact third instar larvae preserved in EtOH, microscopic slides of the morphological details (cephaloskeletons, spinulation, anterior and posterior spiracles), original pictorial key for identification of European species of medical and veterinary importance (included species: *Calliphora loewi*, *C. subalpina*, *C. vicina*, *C. vomitoria*, *Cynomya mortuorum*, *Chrysomya albiceps*, *Ch. bezziana*, *Ch. marginalis*, *Ch. megacephala*, *Ch. putoria*, *Cochliomyia hominivorax*, *Phormia regina*, *Protophormia terraenovae*, *Lucilia ampullacea*, *L. caesar*, *L. cuprina*, *L. illustris*, *L. sericata*, *L. silvarum*).



## 24 September (Wednesday). Adults and larvae of Sarcophagidae.

*Lecture.* Diagnostic morphological characters in identification of forensically important Sarcophagidae – adult flies and third instar larvae.

*Laboratory.* Practical identification of European and Mediterranean Sarcophagidae of forensic importance – adult flies and third instar larvae.

*Material.* European Sarcophagidae of forensic importance pinned and preserved in EtOH, original pictorial keys for identification of European species of forensic importance (included species: *Phylloteles pictipennis*, *Sarcophaga aegyptica*, *S. africa*, *S. albiceps*, *S. argyrostoma*, *S. caerulescens*, *S. carnaria*, *S. croceipalpis*, *S. cultellata*, *S. dux*, *S. hirticrus*, *S. hirtipes*, *S. jacobsoni*, *S. incisilobata*, *S. lehmanni*, *S. marshalli*, *S. melanura*, *S. protuberans*, *S. similis*, *S. subvicina*, *S. teretirostris*, *S. tibialis*, *S. variegata*, *Sarcophila meridionalis*, *S. latifrons*, *Sarcotachina aegyptiaca*, *S. subcylindrica*, *S. umbrinervis*, *Wohlfahrtia nuba* species group).



## 25 September (Thursday). Adults and larvae of Muscidae and Fanniidae.

*Lecture.* Diagnostic morphological characters in identification of forensically important Muscidae and Fanniidae – adult flies and third instar larvae.

*Laboratory.* Practical identification of European Muscidae and Fanniidae of forensic importance – adult flies and third instar larvae.

*Material.* European Muscidae and Fanniidae of forensic importance pinned and preserved in EtOH, original pictorial keys for identification of European species of forensic importance (included species: *Hydrotaea aenescens*, *H. armipes*, *H. capensis*, *H. dentipes*, *H. ignava*, *H. pilipes*, *H. similis*, *Musca domestica*, *M. autumnalis*, *Muscina levida*, *M. prolapsa*, *M. stabulans*, *Synthesiomyia nudiseta*, *Fannia canicularis*, *F. coracina*, *F. manicata*, *F. scalaris*).



## 26 September (Friday). Identification of families of Diptera.

*Lecture.* Diagnostic morphological characters in identification of forensically important Diptera.

*Laboratory.* Practical identification of families of European Diptera of forensic importance.

*Material.* European Diptera of forensic importance pinned and preserved in EtOH, original key for identification of European families of forensically important Diptera, preview of larvae of the most important families (Calliphoridae, Fanniidae, Heleomyzidae, Muscidae, Sarcophagidae, Sepsidae), access to reference collection.



## **PRACTICAL INFORMATION**

### **Organizers:**

**Prof. dr. hab. Krzysztof Szpila & Dr. Andrzej Grzywacz  
(Nicolaus Copernicus University & European Association for Forensic Entomology)**

### **Location:**

**Department of Ecology and Biogeography, Faculty of Biology and Environmental Protection, Nicolaus Copernicus University, Lwowska 1, 87-100 Toruń, Poland**

**Maximum number of participants (in one edition): 10.**

**Date: 22-26 September 2025 (inclusive, five days).**

**Working day: six hours (flexible, usually starts at 9<sup>00</sup>).**

## REGISTRATION DATA

Please complete the information and send by e-mail to: [szpila@umk.pl](mailto:szpila@umk.pl)

Family name:

First name:

Title:

Institution:

Address:

e-mail:

Deadline for registration: 30 May 2025

**Please note that the number of places is limited: date of receiving of registration form decides on including on the list of participants.**

## FEE INFO

Cost (course only): 300,00€

Payment can be made to account:

IBAN: PL31203000451110000004209250

SWIFT: PPABPLPKXXX

Account owner: Fundacja Akademia Biologii i Ochrony Środowiska ul. Lwowska 1  
87-100 Toruń

Bank name: Bank BGŻ BNP Paribas S.A., ul. Kasprzaka 10/16, 01-211 Warszawa

Deadline for payment: 30 June 2025

Payment title: "ID workshop"